

DURAVALVE MODEL DM3VT & DM3VL 3-WAY BALL VALVES STANDARD PORT STAINLESS STEEL



VALVE FEATURES

- 3-Way, Standard Port Design
- Available in "T" and "L" Configurations
- 1/4" to 2" Sizes
- Threaded Ends
- Body: CF8M, 316SS
- 316 Stainless Steel Ball and Stem
- RTFE Seats
- Pressure Rating: 1/4" – 1" 1000 PSI
1-1/4" and 2" 800 PSI
- Temperature Range: -20° F – 450° F

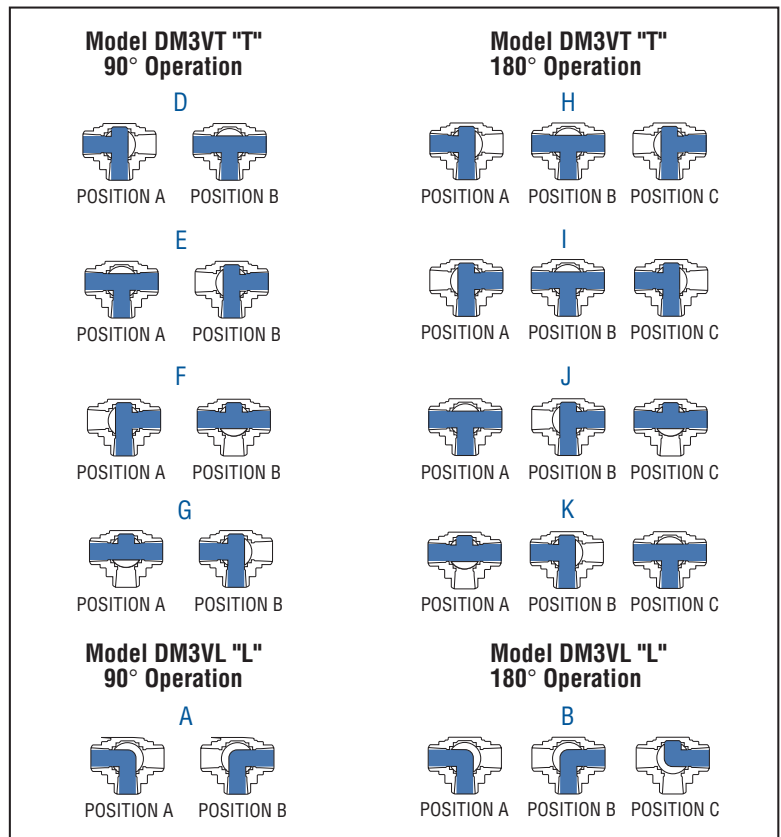
DESIGN ADVANTAGES

- ISO 5211 Direct Mounting Pad – provides for precise shaft alignment and eliminates the need for brackets and couplings
- Blowout Proof Stem
- Locking Device for valves with handle
- Adjustable "Live Loaded" Stem Seal

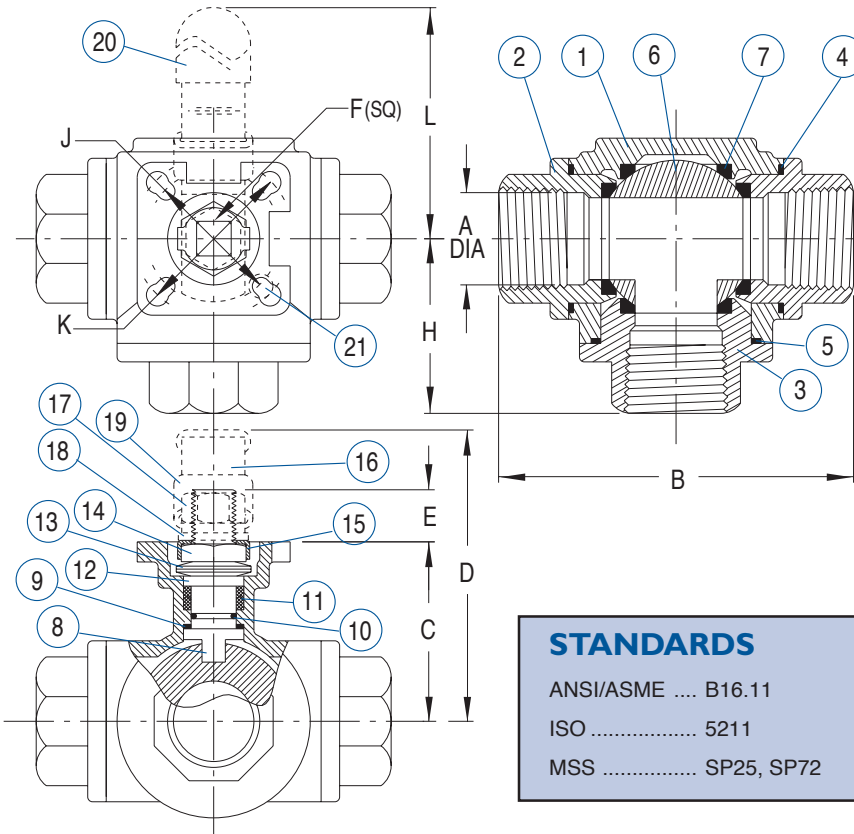
STEM SEAL DESIGN

DuraValve's triple stem seal design provides for an extended valve cycle life. The primary seal is a thrust washer on the stem shoulder. The secondary (back-up) seal is provided by an O-ring and a set of Vee packing rings, energized by Belleville washers. This design adjusts packing compression to compensate for wear, pressure or temperature fluctuations.

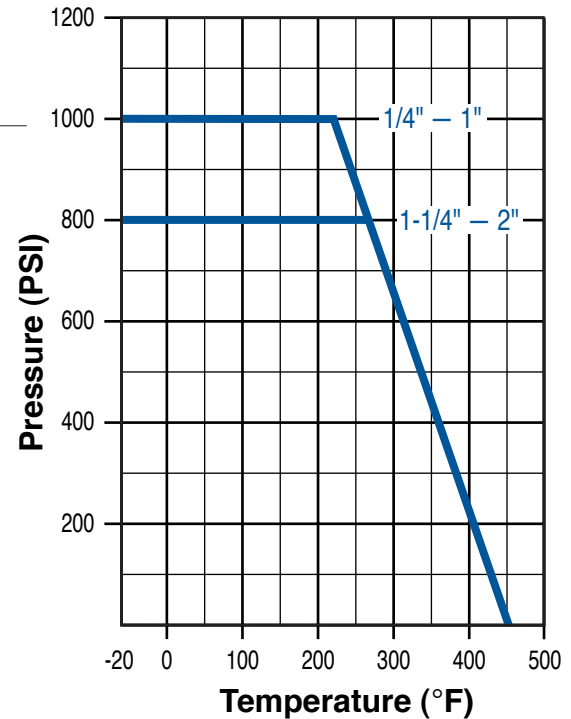
FLOW PATTERNS



DURAVALVE MODEL DM3VT & DM3VL BALL VALVES



PRESSURE/TEMPERATURE CURVE



DIMENSIONS IN INCHES

Valve Size	Part No.		A	B	C	D	E	F	H	J	K	L	Weight Lbs.	Cv	Torque In-#	ISO5211
	DM3VT "T"	DM3VL "L"														
1/4	20304A	20305A	0.433	2.84	1.52	1.88	0.375	0.35	1.42	1.42	1.65	5.13	1.41	4.7	82	F03/F04
3/8	20304B	20305B	0.473	2.84	1.52	1.88	0.375	0.35	1.42	1.42	1.65	5.13	1.32	5.1	82	F03/F04
1/2	20304C	20305C	0.473	2.84	1.52	1.88	0.375	0.35	1.42	1.42	1.65	5.13	1.32	5.1	82	F03/F04
3/4	20304D	20305D	0.591	3.27	1.61	2.06	0.375	0.35	1.64	1.42	1.65	5.13	1.80	10.9	96	F03/F04
1	20304E	20305E	0.790	3.90	1.93	2.44	0.473	0.43	1.95	1.65	1.97	6.63	3.06	13.7	130	F04/F05
1-1/4	20304F	20305F	0.985	4.42	2.17	2.69	0.473	0.43	2.21	1.65	1.97	6.63	4.63	20.6	240	F04/F05
1-1/2	20304G	20305G	1.260	4.92	2.48	3.06	0.572	0.55	2.46	1.97	2.76	8.20	6.75	33	335	F05/F07
2	20304H	20305H	1.500	5.87	2.91	3.44	0.572	0.55	2.93	1.97	2.76	8.20	11.25	48	480	F05/F07

MATERIALS OF CONSTRUCTION

Item	Description	Material	Quantity	Item	Description	Material	Quantity
1.	Body	CF8M (316SS)	1	12.	Gland	304 SS	1
2.	Body End	CF8M (316SS)	2	13.	Belleville Washer	301 SS	2
3.	Tee End	CF8M (316SS)	1	14.	Adjusting Nut	304 SS	1
4.	Body End Seal	PTFE	2	15.	Lock Saddle	304 SS	1
5.	Tee End Seal	PTFE	1	16.	Handle*	304 SS	1
6.	Ball	316 SS	1	17.	Handle Nut*	304 SS	1
7.	Seat	RTFE	4	18.	Stem Washer*	304 SS	1
8.	Stem	316 SS	1	19.	Locking Device*	304 SS	1
9.	Thrust Washer	RTFE	1	20.	Handle Sleeve*	Vinyl	1
10.	O-ring	Viton®	1	21.	Stop Pin*	304 SS	1
11.	Packing	PTFE	2				

*Handle and associated components optional.

Note: The right is reserved to change or modify product design or construction without prior notice and without incurring any obligation to make such changes or modifications on products previously or subsequently sold.



847-616-0430 • 800-776-1260 • FAX 847-616-0432 • www.duravalve.com