


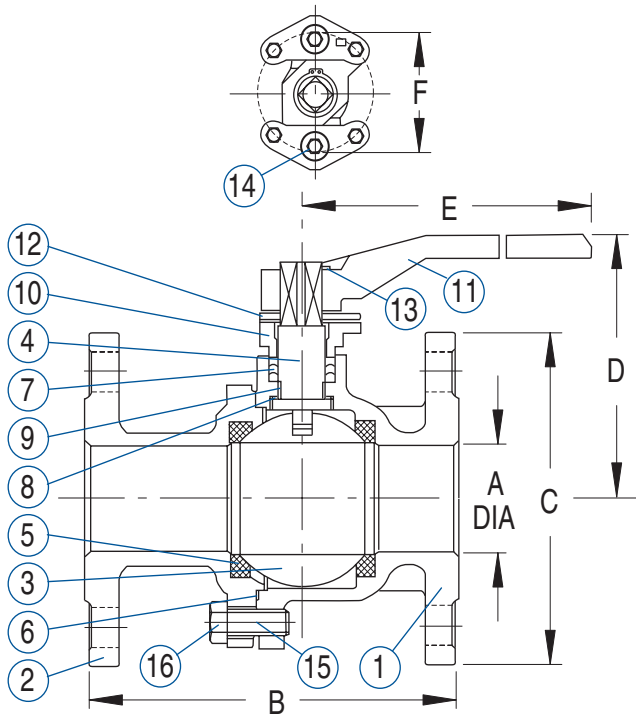
# DURAVALVE MODEL DFI50 BALL VALVE

## 2-PIECE FULL PORT STAINLESS STEEL FLANGED END

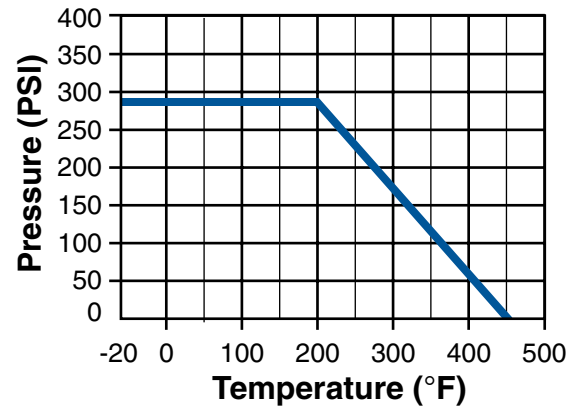


### FEATURES AND SPECIFICATIONS

- 1/2" to 6" Sizes
- Adjustable Vee Style Stem Packing
- Internal Entry Blow-Out Proof Stem
- Solid Ball
- ISO 5211 Actuator Mounting Pad
- Body and Body End: ASTM A351-CF8M
- End to End: ANSI B16.10 CL.150
- Flange: ANSI B16.5 CL.150



### PRESSURE/TEMPERATURE CURVE



### MATERIALS OF CONSTRUCTION

Item	Description	Material	Qty.
1.	Body	ASTM A361 CF8M	1
2.	Cap	ASTM A361 CF8M	1
3.	Ball	ASTM A361 CF8M	2
4.	Stem	ASTM A276 316	1
5.	Seats	PTFE	1
6.	Gasket	PTFE	1
7.	Stem Packing	PTFE	1
8.	Thrust washer	PTFE	1
9.	Bearing	PTFE	1
10.	Gland Flange	ASTM A361 CF8M	1
11.	Handle	FCD45	1
12.	Stop Plate	304 SS	1
13.	Snap Ring	304 SS	1
14.	Gland Bolt	ASTM A193-B8	1
15.	Bolt	ASTM A193-B8	1
16.	Nut	ASTM A194-8	1

### DIMENSIONS IN INCHES

Valve Size	Part Number	A	B	C	D	E	F	L SQ. (mm.)	Wt. Lbs.	Cv	Max. Torque In-Lb.	Mounting Pattern ISO 5211
1/2	40200C	.59	4.25	3.50	3.23	4.92	1.65	9	4	20	50	F04
3/4	40200D	.79	4.63	3.88	3.35	4.92	1.65	9	4.7	45	70	F04
1	40200E	.98	5.00	4.25	3.70	5.71	1.97	11	6.8	80	100	F05
1-1/2	40200G	1.57	6.50	5.00	4.53	9.06	2.76	17	14	250	390	F07
2	40200H	1.97	7.00	6.00	4.72	9.06	2.76	17	20	500	480	F07
3	40200K	3.15	8.00	7.50	6.50	15.75	4.02	22	44	1250	1500	F10
4	40200L	3.94	9.00	9.00	7.87	18.11	4.02	27	71	2500	2500	F10
6	40200M	5.91	15.50	11.00	10.04	31.50	4.92	27	199	5400	4400	F12

